

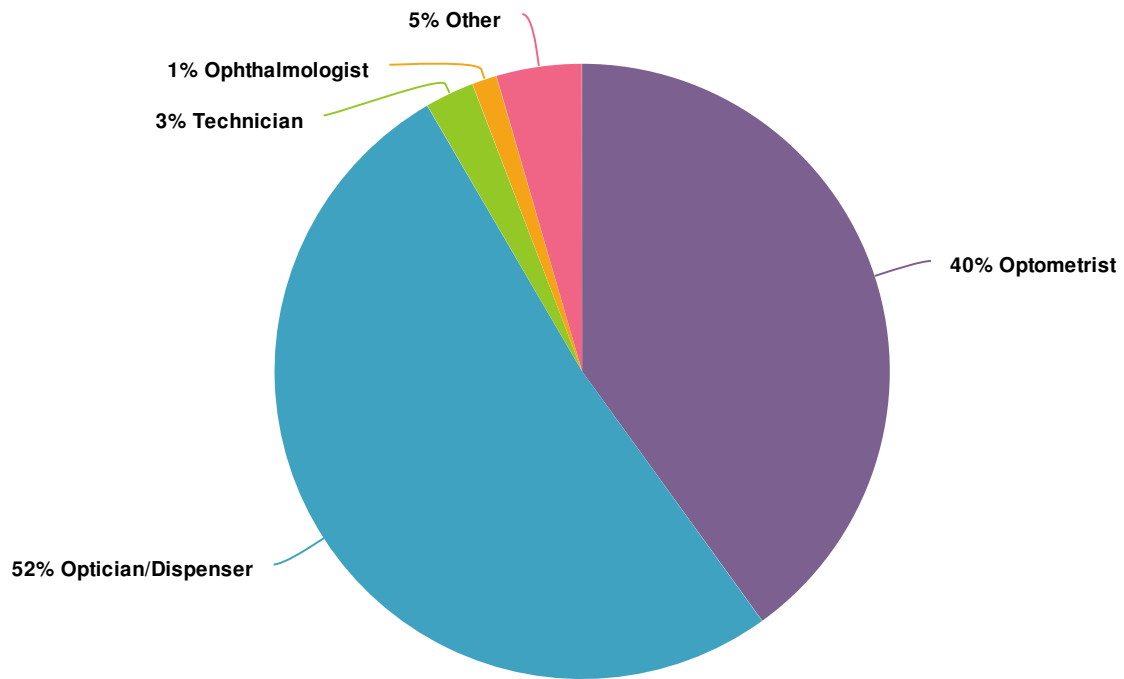
Coronavirus ECP Study

Response Counts

| | | | |
|------------------|------|--|-----|
| Completion Rate: | 100% |  | |
| Complete | |  | 539 |

Totals: 539

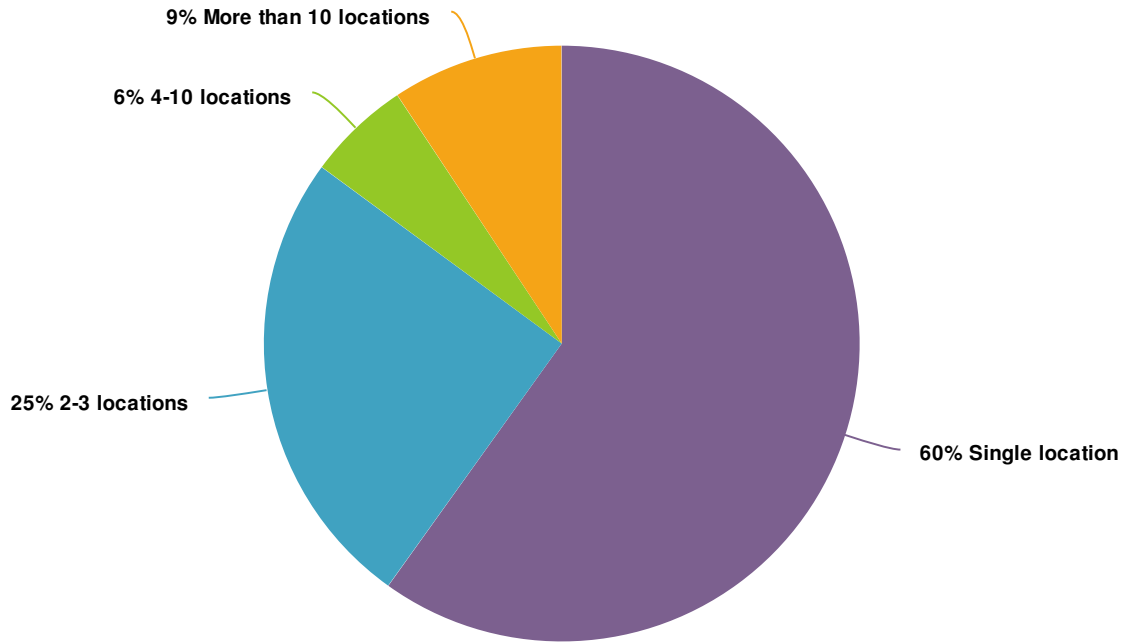
What is your profession?



| Value | | Percent | Responses |
|--------------------|--|---------|-----------|
| Optometrist | | 40.1% | 216 |
| Optician/Dispenser | | 51.6% | 278 |
| Technician | | 2.6% | 14 |
| Ophthalmologist | | 1.3% | 7 |
| Other | | 4.5% | 24 |

Totals: 539

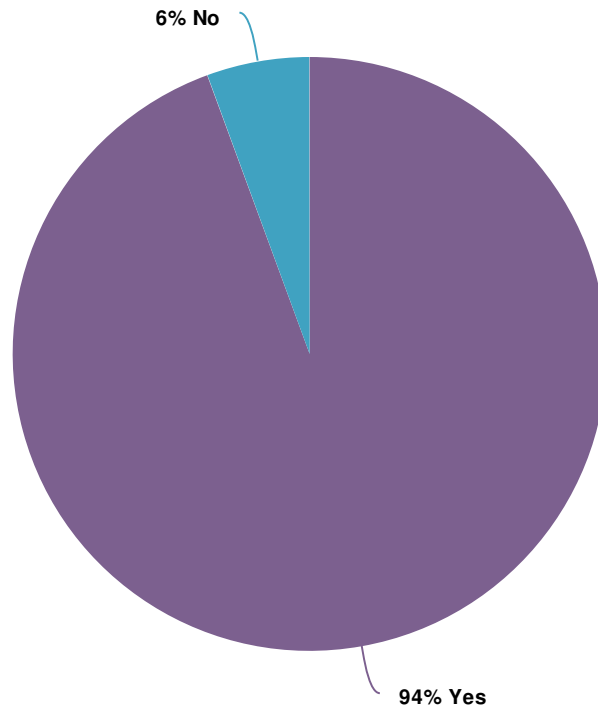
How many locations are associated with the location you primarily work at?





| Value | | Percent | Responses |
|------------------------|--|---------|-----------|
| Single location | | 59.9% | 323 |
| 2-3 locations | | 25.2% | 136 |
| 4-10 locations | | 5.6% | 30 |
| More than 10 locations | | 9.3% | 50 |

Totals: 539

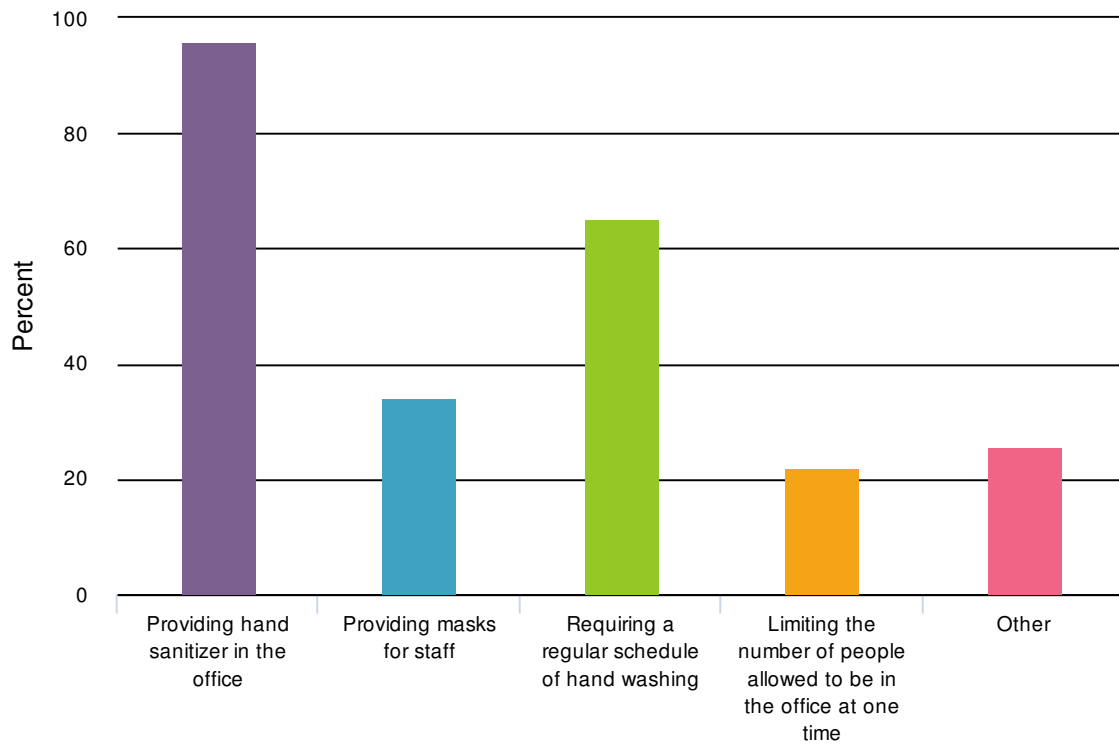
Are you taking any extra precautions in your office due to the Coronavirus outbreak?



| Value | | Percent | Responses |
|-------|---|---------|-----------|
| Yes |  | 94.4% | 507 |
| No |  | 5.6% | 30 |

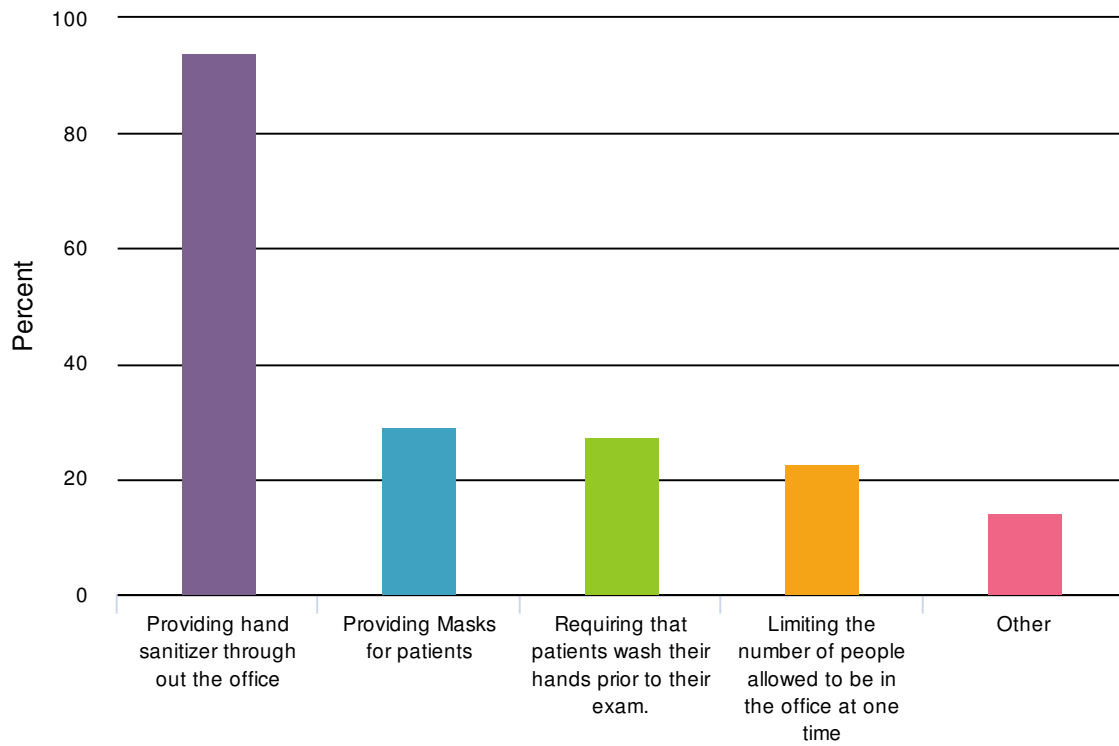
Totals: 537

Check all that you are doing for you and your staff?



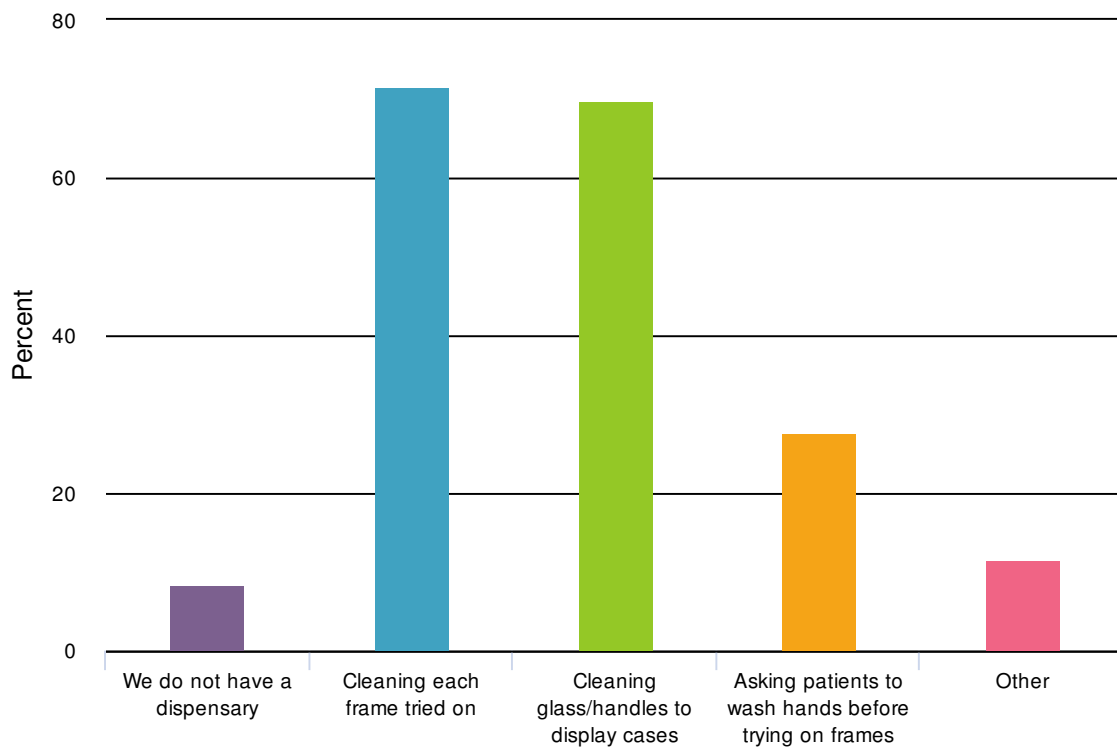
| Value | Percent | Responses |
|---|---------|-----------|
| Providing hand sanitizer in the office | 95.9% | 486 |
| Providing masks for staff | 34.1% | 173 |
| Requiring a regular schedule of hand washing | 65.3% | 331 |
| Limiting the number of people allowed to be in the office at one time | 21.9% | 111 |
| Other | 25.8% | 131 |

Check all that you are doing for your patients?



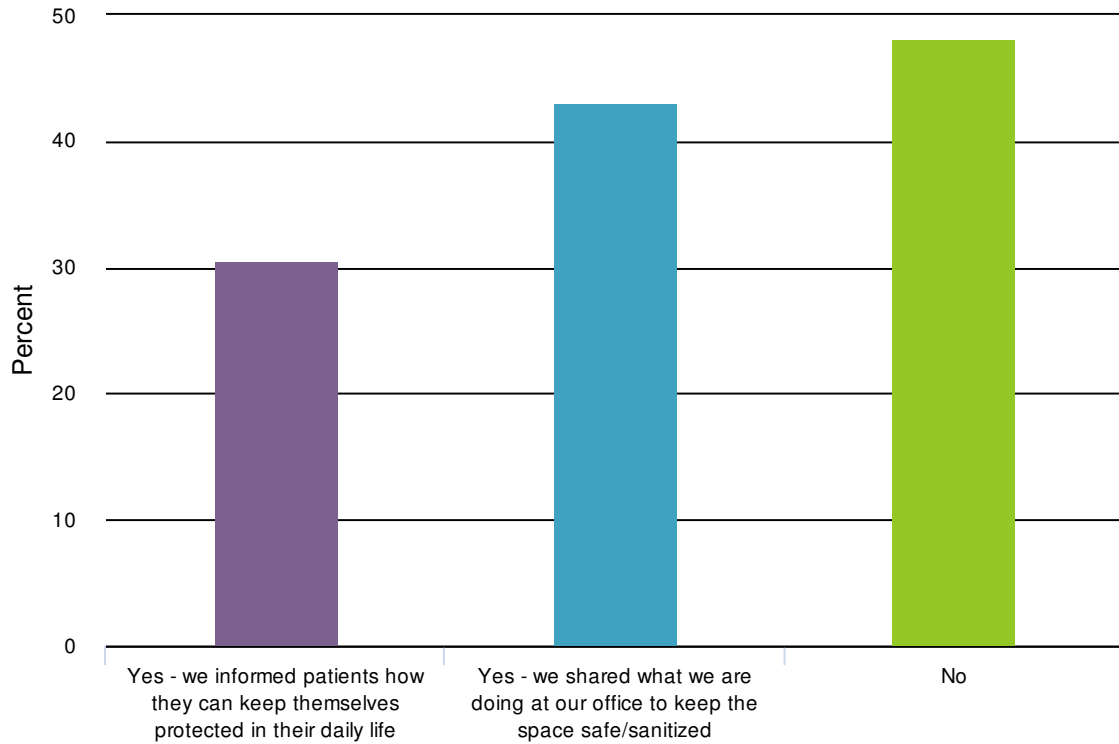
| Value | Percent | Responses |
|---|---------|-----------|
| Providing hand sanitizer through out the office | 93.8% | 465 |
| Providing Masks for patients | 29.2% | 145 |
| Requiring that patients wash their hands prior to their exam. | 27.2% | 135 |
| Limiting the number of people allowed to be in the office at one time | 22.8% | 113 |
| Other | 14.3% | 71 |

Check all that you are doing in your dispensary?



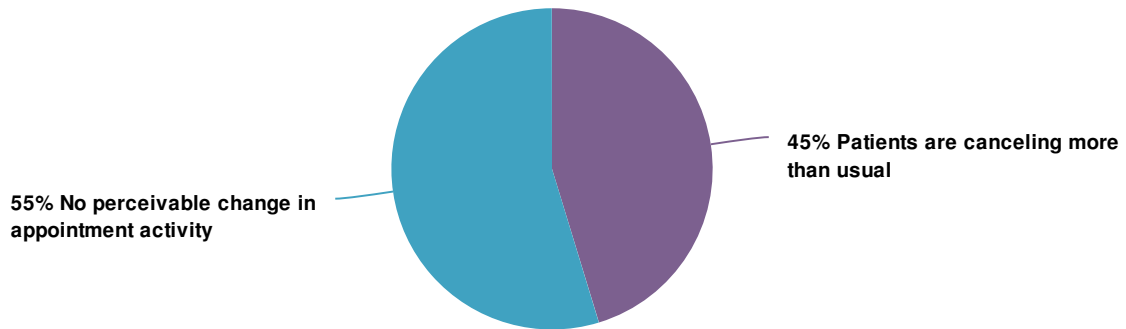
| Value | Percent | Responses |
|---|---------|-----------|
| We do not have a dispensary | 8.3% | 38 |
| Cleaning each frame tried on | 71.7% | 330 |
| Cleaning glass/handles to display cases | 70.0% | 322 |
| Asking patients to wash hands before trying on frames | 27.6% | 127 |
| Other | 11.7% | 54 |



Have you sent out any messaging to your patients about safety precautions for preventing the spread of Coronavirus?



| Value | Percent | Responses |
|---|---------|-----------|
| Yes - we informed patients how they can keep themselves protected in their daily life | 30.6% | 163 |
| Yes - we shared what we are doing at our office to keep the space safe/sanitized | 43.0% | 229 |
| No | 48.2% | 257 |

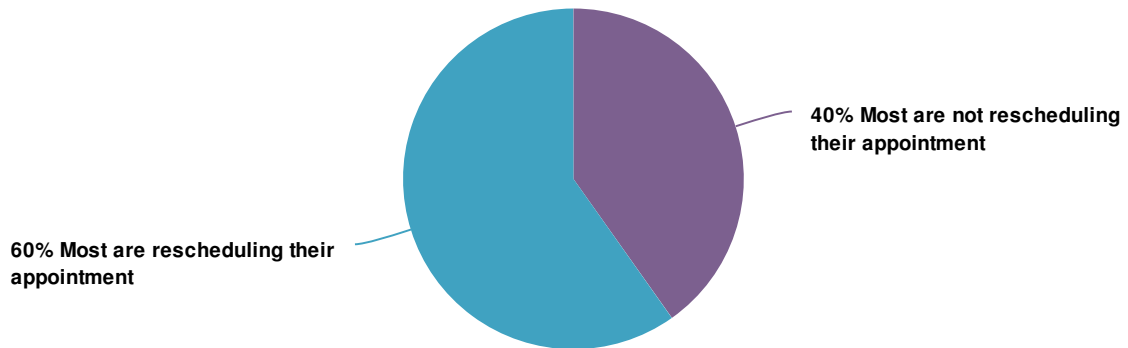
Has your patient care schedule been impacted by Coronavirus concerns?





| Value | | Percent | Responses |
|---|--|---------|-----------|
| Patients are canceling more than usual |  | 45.3% | 242 |
| No perceivable change in appointment activity |  | 54.7% | 292 |

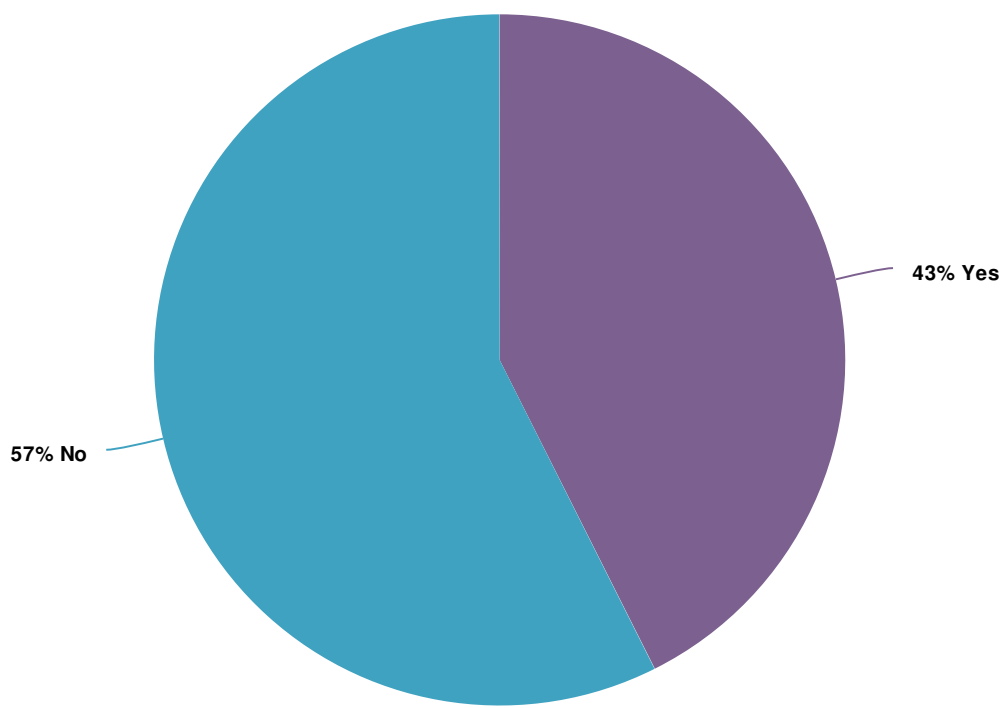
Totals: 534



For patients that are canceling, are most rescheduling or not rescheduling?



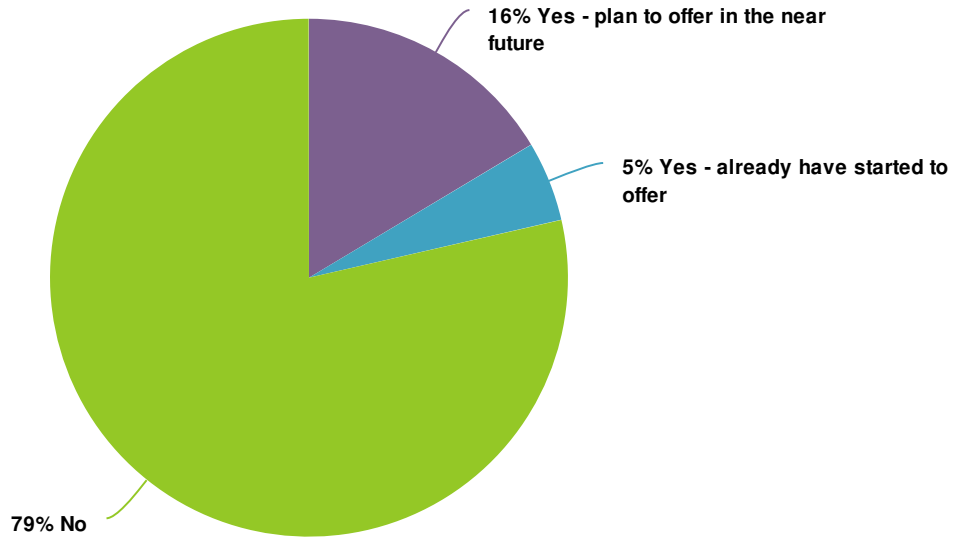
| Value | | Percent | Responses |
|---|---|---------|--------------------|
| Most are not rescheduling their appointment |  | 40.2% | 204 |
| Most are rescheduling their appointment |  | 59.8% | 303 |
| | | | Totals: 507 |




Has any of your staff expressed concern about coming to work due to Coronavirus?



| Value | | Percent | Responses |
|-------|---|---------|--------------------|
| Yes |  | 42.6% | 229 |
| No |  | 57.4% | 308 |
| | | | Totals: 537 |

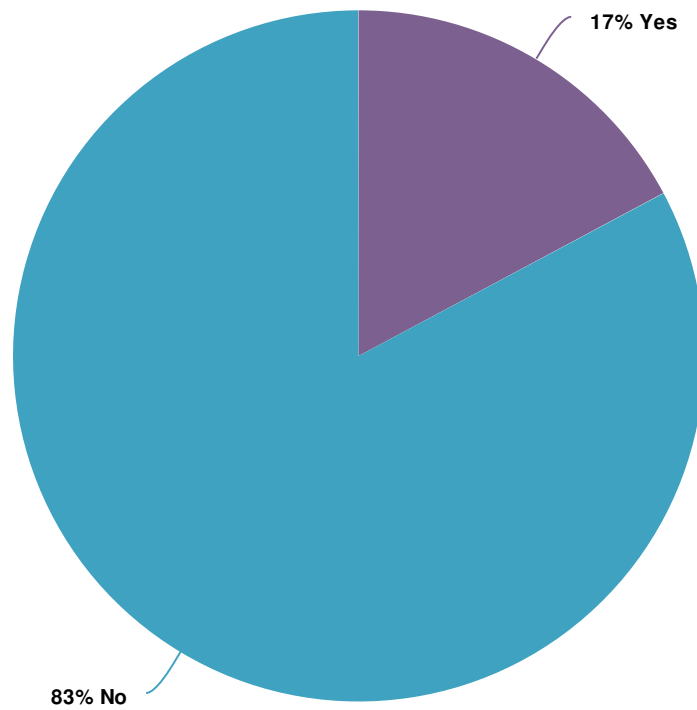
Will the Coronavirus influence your consideration of offering telehealth services/options?





| Value | | Percent | Responses |
|--|---|---------|-----------|
| Yes - plan to offer in the near future |  | 16.4% | 88 |
| Yes - already have started to offer |  | 5.0% | 27 |
| No |  | 78.5% | 421 |

Totals: 536

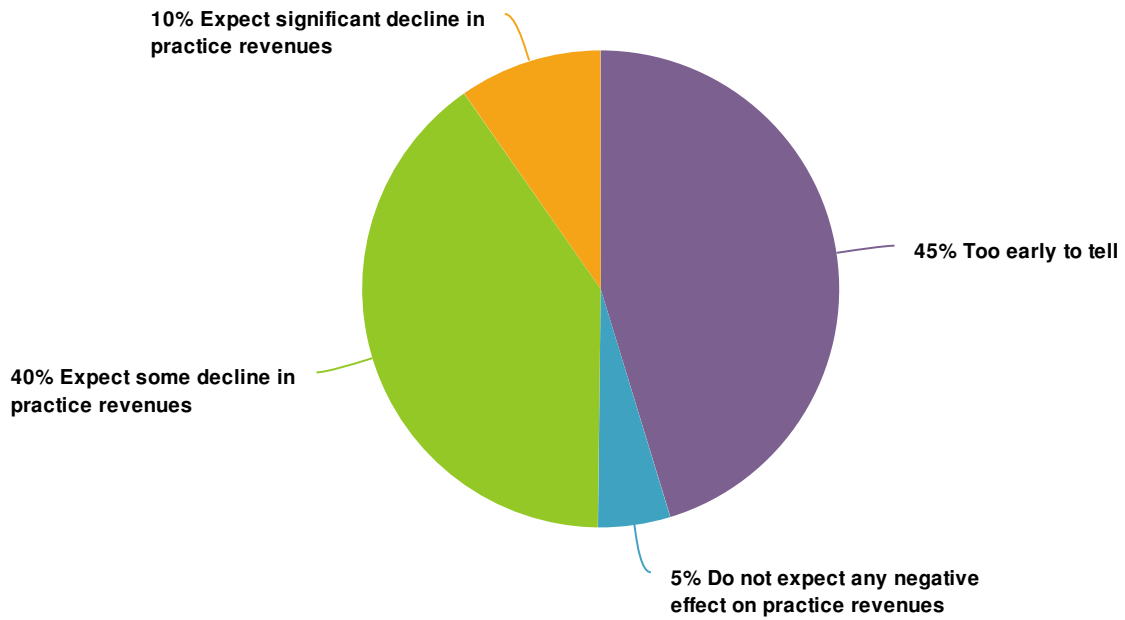
Has the advent of the Coronavirus influenced your patients' interest in accessing telehealth services/options from you?







| Value | | Percent | Responses |
|-------|---|---------|-----------|
| Yes |  | 17.2% | 92 |
| No |  | 82.8% | 442 |

Totals: 534

Do you expect a financial impact on your practice due to the Coronavirus outbreak?



| Value | | Percent | Responses |
|--|--|---------|-----------|
| Too early to tell |  | 45.3% | 243 |
| Do not expect any negative effect on practice revenues |  | 4.9% | 26 |
| Expect some decline in practice revenues |  | 40.1% | 215 |
| Expect significant decline in practice revenues |  | 9.7% | 52 |

Totals: 536

Do you anticipate the following?

| | Yes | No | Unsure | Responses |
|--|-------|-------|--------|-----------|
| Expecting production delays | | | | |
| Count | 273 | 108 | 156 | 537 |
| Row % | 50.8% | 20.1% | 29.1% | |
| Expecting inventory shortages from any of your suppliers or outside labs | | | | |
| Count | 252 | 111 | 175 | 538 |
| Row % | 46.8% | 20.6% | 32.5% | |
| Totals | | | | |
| Total Responses | | | | 538 |